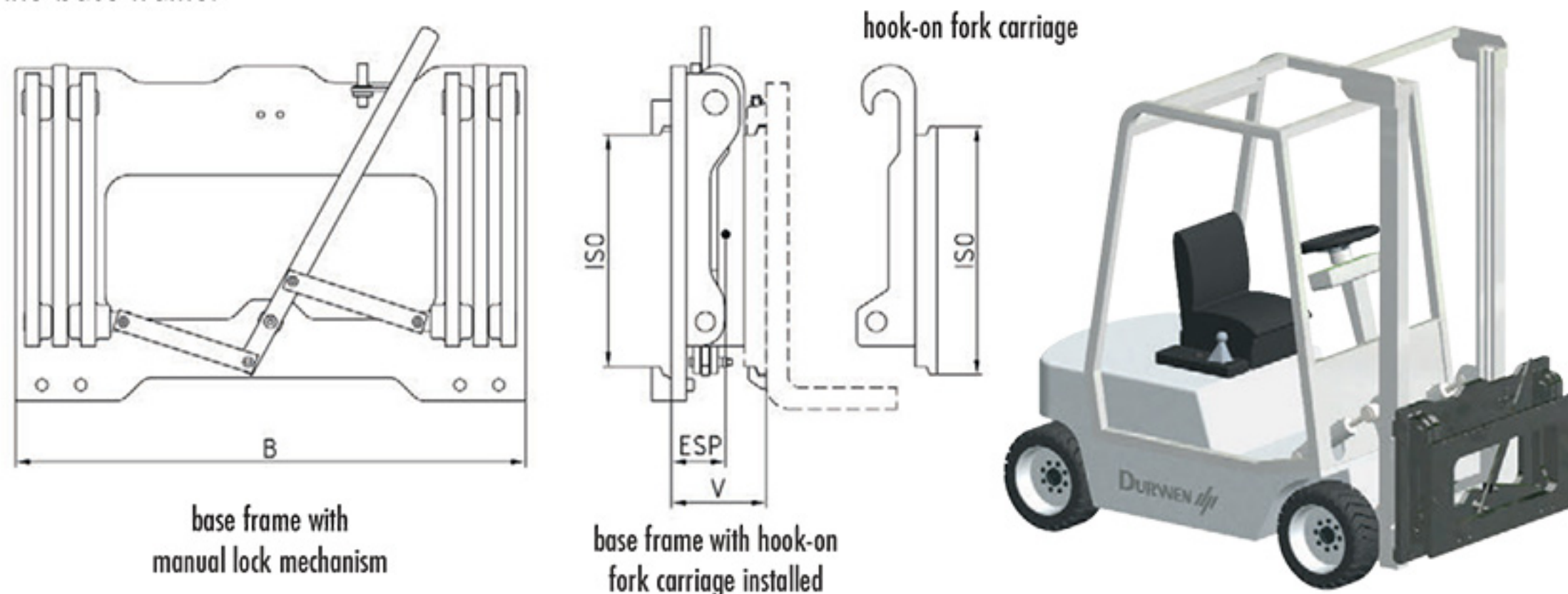


Quick-change system

manual operation

With the Durwen **quick-change unit SWV**, attachments can be changed quickly and without the use of tools. This device is suitable when the truck is used for a wide range of applications and several attachments are needed. The lower locking mechanism is manually operated as standard. The fork carriage is hooked into the upper mounting of the base frame.

SWV
ISO II/III



Quick change unit, hook-on base frame

type	capacity kg LC mm	lift truck to LC mm	ISO	B mm	ESP COG mm	weight kg
SWV 25	2500/600	2500/600	II	1050	30	115
SWV 35	3500/600	3500/600	III	1050	32	145
SWV 45	5000/600	5000/600	III	1050	38	205

Quick change unit incl. one hook-on fork carriage, hook-on base frame mounted to ISO fork carriage. ISO mounting on frontside and backside of attachment.

type	capacity kg LC mm	lift truck to LC mm	ISO	B mm	V LLC mm	ESP COG mm	weight kg
SWV-GT 25	2500/600	2500/600	II	1050	110	72	205
SWV-GT 35	3500/600	3500/600	III	1150	150	80	250
SWV-GT 45	5000/600	5000/600	III	1350	160	85	355

Single hook-on fork carriage, for additional ISO forks or attachments.

type	ISO	B mm	weight kg
Fork carriage for SWV 25	II	1050	90
Fork carriage for SWV 35	III	1150	105
Fork carriage for SWV 45	III	1350	145

- hooks can be welded directly on some Durwen attachments for reduced lost load center and higher residual capacity. SWV 25, SWV 35, SWV 45 upon request, no add on price for integral attachments.

Option available for: PGK, PBK, PZK, USK, UKK (all), ZVP, RZV, PZV, RZV-TGZ, ZVP-TGZ

add on price constant sideshift (requires one additional hydraulic function)	extra weight kg	extra thickness mm
ISO II	+20 kg	+17 mm
ISO III	+25 kg	+17 mm

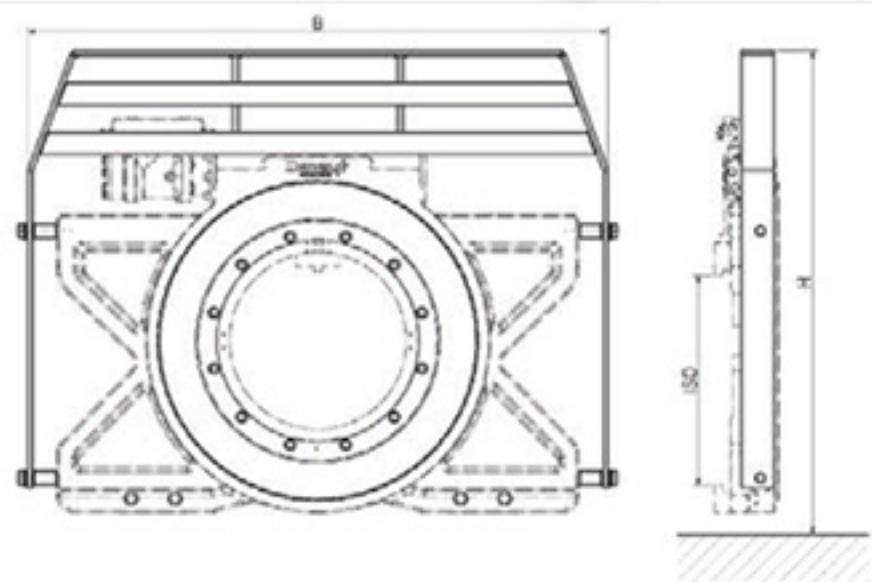
- hydraulic locking upon request
- multiple quick coupling upon request
- parking devices for attachments upon request
- integral version upon request

DURWEN 
Forklift Attachments

More than 70 years experience

Protection strip/load backrest

**SB-DG
LS-K**



Protection strip

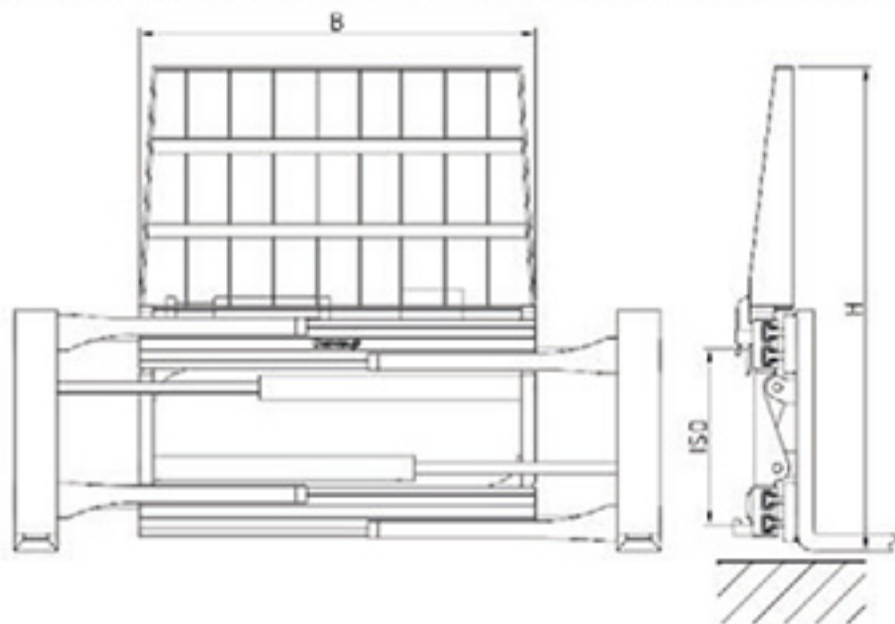
type	ISO	width B mm	height* H mm	weight kg	included on the following attachments	optional available for**
SB-DG 25	II	1000	795	13	DUZ 15, DUZ 15-S, DDGK 20, DPBK 20, DZV 16-G	DG/DG-S 16, DG/DG-S 20
		1050	880	16	DUZ 25, DUZ 25-S, DDGK 25, DPBK 25, PWK 25, DZV 25-G	DG/DG-S 25
SB-DG 45	III	1050	880	16	DUZ 30, DUZ 35, DUZ 30-S, DUZ 35-S, DDGK 30, DPBK 30, PWK 30, PWK 35, DZV 30-G, DZV 35-G	DG/DG-S 30, DG/DG-S 35
		1200	1010	18	DUZ 40, DUZ 48, DUZ 40-S, DUZ 48-S, DPBK 35, DPBK 40, DPBK 45, PWK 45, DZV 45-G	DG/DG-S 45
SB-DG 100	IV	1200	1055	18	DUZ 50, DUZ 50-S, DPBK 50, DZV 50-G	DG/DG-S 50
		1310	1185	30	DUZ 60, DUZ 80, DUZ 60-S, DUZ 80-S, DPBK 80, DZV 60-G, DZV 80-G	DG/DG-S 60, DG/DG-S 80
		1310	1165	30	DUZ 100, DUZ 100-S, DPBK 100	DG/DG-S 100, DG/DG-S 120

● protection strip is mounted to the rotators body, therefore its not rotating

● other widths upon request

* with ISO 2328 A

** data change, please ask



Load backrest for clamps and fork positioners based on clamp design

for PGK-S, PGK, DGK-S, USK, UKK, ZVP-S, ZVP, ZVP-AS

type	ISO	width B mm	height* H mm
LS-K 25	II	720-1100 1110-1350	1000
LS-K 45	III	980-1150 1160-1350 1360-1550 1560-1750	1200
LS-K 80	IV	1350-1800 1810-2400	1500

● other widths upon request

*with ISO 2328 A forks

● data change, please ask

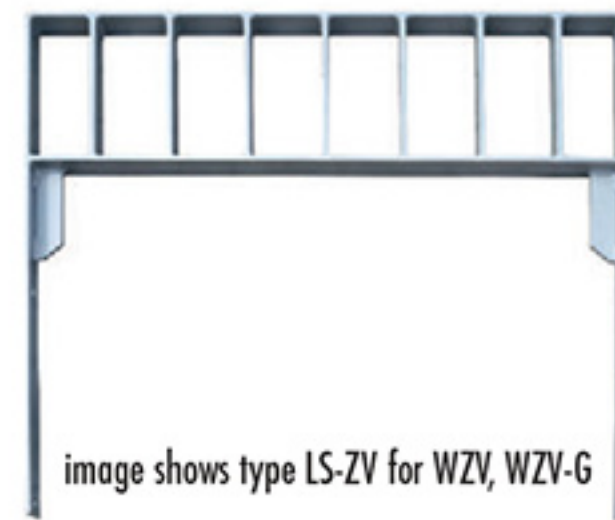
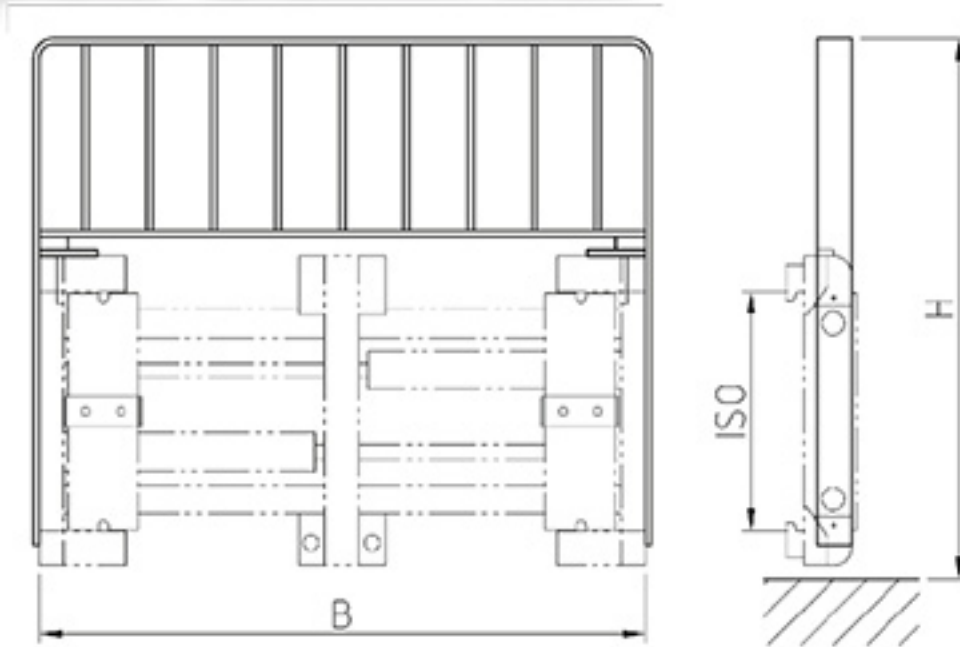
Prices only valid in combination with the purchase of a new attachment.

DURWEN
Forklift Attachments

More than 70 years experience

Load backrest

LS-ZV
LS-RP



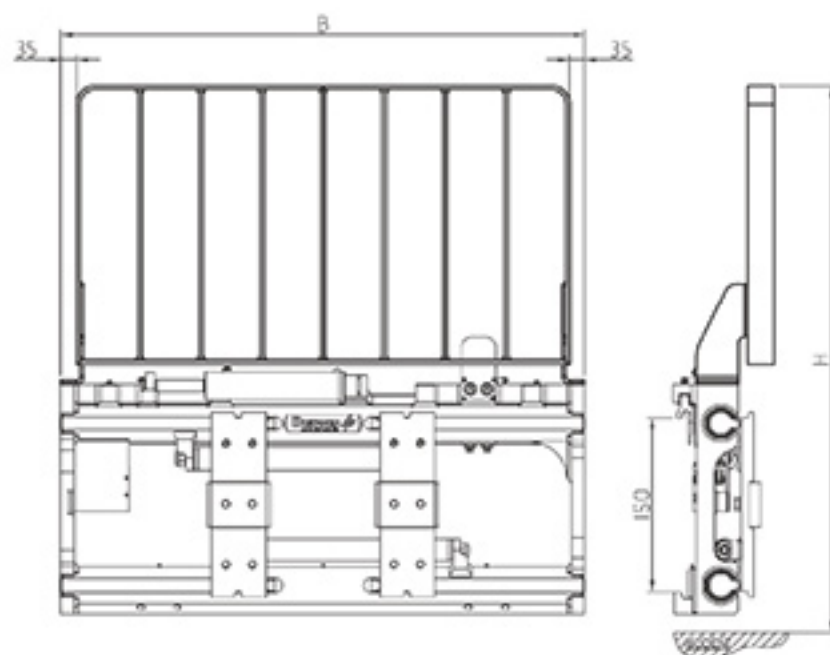
Load backrest for fork positioners for all WZV, ZVA, ZVI, SZV models

type	ISO	width B mm	height* H mm
LS-ZV 25	II	880-1040 1050-1350	1000
LS-ZV 45	III	1040-1100 1110-1350 1360-1550 1560-1750	1200
LS-ZV 80	IV	1350-1800 1810-2400	1500

- other widths upon request
- enlarges overall width for WZV, ZVP, ZVI by 20 mm (ISO II/III), 30 mm (ISO IV)
- data change, please ask

- enlarges overall width for SZV by 85 mm (ISO II/III), 90 mm (ISO IV)

*with ISO 2328 A forks



Load backrest for fork positioners for all RZV and PZV models

type	ISO	width B mm	height* H mm
LS-RP 25	II	750-1100 1110-1350	1000
LS-RP 45	III	1040-1150 1160-1350 1360-1550 1560-1750	1200
LS-RP 80	IV	1350-1800 1810-2400	1500

- other widths upon request
- data change, please ask

*with ISO 2328 A forks

Prices only valid in combination with the purchase of a new attachment.


DURWEN
Forklift Attachments

More than 70 years experience


Electrical mounting kits

The Durwen **electrical mounting kits** are used to supply power to the solenoid valve on the attachment. For a complete mounting set you always need module 1: switch set, module 2: cable set (optionally 2a, 2b or 2c) and module 3: connection cable. The bundles next page allow you to choose complete mounting sets.


Module 1: Switch set

part-No.:	picture	remarks
1840061		Switch set with cable from inside cabin to mast transfer point on forklift side


Module 2a: Cable set with deflection roller

part-No.:	picture	remarks
1840062		Cable with return pulley from transfer point mast on forklift side via mast to transfer point on attachment side, up to 9000 mm


Module 2b: Cable set with spiral cable

part-No.:	picture	remarks
1840086		Spiral cable from transfer point mast on forklift side via mast to transfer point on attachment side up to 9000 mm

Module 2c: Cable set with electric spring cable drum including holder

part-No.:	picture	remarks
1840068		Electric cable reel with cable from transfer point mast on forklift side, via mast to transfer point on attachment side, up to 7000 mm
1840069		Electric cable reel with cable from transfer point mast on forklift side, via mast to transfer point on attachment side, up to 12000 mm

Module 3: Connection cable

part-No.:	picture	remarks
1840063		Connection cable between transfer point fork carriage side to solenoid valve on the attachment



More than 70 years experience

Prices only valid in combination with the purchase of a new attachment.

Force options

Durwen **pressure relief valves** are used to adjust the desired clamping force. They are mostly used on appliance clamps or paper roll clamps. They are solenoid powered and require electric power.

Pressure relief valve with LED display

part-No.:	description	function	remarks
367045	pressure relief valve 2 steps electrically operated	pressure relief valve for 1 additional pressure	- incl. pressure relief valve - incl. selector switch with LED display and junction box - incl. valve plug with cable
367031	pressure relief valve 3 steps electrically operated	pressure relief valve for 2 additional pressures	
367048	pressure relief valve 4 steps electrically operated	pressure relief valve for 3 additional pressures	

Pressure relief valve with light tower








part-No.:	description	function	remarks
367044	pressure relief valve 2 steps electrically operated	pressure relief valve for 1 additional pressure	- incl. pressure relief valve - incl. selector switch and junction box - incl. light tower with light elements and angled base - incl. valve plug with cable
367042	pressure relief valve 3 steps electrically operated	pressure relief valve for 2 additional pressures	
367047	pressure relief valve 4 steps electrically operated	pressure relief valve for 3 additional pressures	

Pressure relief valve with LED display and light tower








part-No.:	description	function	remarks
367046	pressure relief valve 2 steps electrically operated	pressure relief valve for 1 additional pressure	- incl. pressure relief valve - incl. light tower with light elements and angled base - incl. selector switch with LED display and junction box - incl. valve plug with cable
367043	pressure relief valve 3 steps electrically operated	pressure relief valve for 2 additional pressures	
367049	pressure relief valve 4 steps electrically operated	pressure relief valve for 3 additional pressures	




● Please indicate voltage




Prices only valid in combination with purchase of a new attachment.



			
2 stage pressure relief valve	selector switch with LED display	selector switch	light tower with 3 light elements
		 <p>More than 70 years experience</p>	
junction box	valve plug with cable		

Accessories

automatic lubrication / auto lube system				
				
1: lubricant 2: piston 3: gas drive	hose connection to access point	adjustable drive unit, from stop to 12 months	easy to adjust and to check	ecological : container can be refilled!
 <p>connection for supply to lubrication point</p> <p>container with indication window</p> <p>start/stop</p> <p>lubricant</p> <p>piston</p> <p>gas drive</p> <p>With a band clamp the container is fixed securely on the attachment</p> <p>Drive adjustable from 1-12 months with stop and go option</p>			 <p>for sideshift top and bottom (4 units) DPK 16-30, upon request for sideshift top (2 units) DPK 35-80/DRPK/SPK, upon request</p>	

conventional 6/2 solenoid valve 12, 24, 48 or 80 Volt, indicate voltage	2 hoses with couplings, 1 set (length 600/800/1000)	pressure gauge 0-400 bar
		
upon request	upon request	upon request

lower quick release hooks ISO II	lower quick release hooks ISO III	lower quick release hooks ISO IV
		
upon request	upon request	upon request

pressure relief valve 30-150 bar	3 stage pressure relief valve, pressure set manually
	
upon request	upon request

DURWEN 
Forklift Attachments

More than 70 years experience

Prices only valid in combination with the purchase of a new attachment.